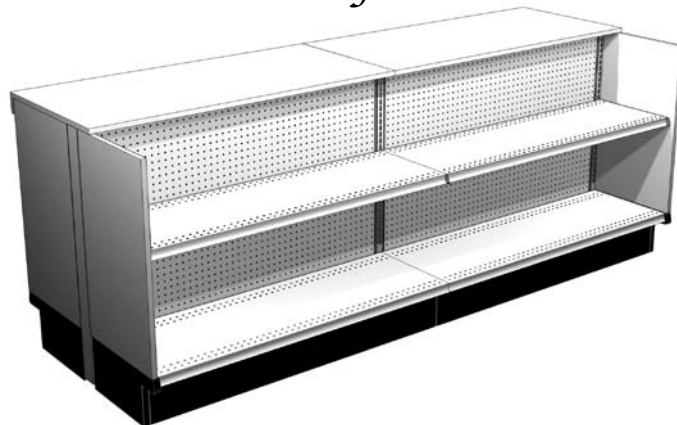



Laminated Counter Tops

A & P Style




Laminated Counter Tops:

- Order flat multi-purpose brackets (MPBF) (pg 226) separately
- Styles A & P require one pair of brackets per section; Styles E & F requires two pair per section
- Style A: Front drop lip with square edge
- Style P: Front drop lip with rounded edge
- Style E: front & back drop lip with square edge
- Style F: No drop lip
- Drop Lips: 3 5/16"H
- **For pricing see section 200, pg 28-31**



A Style



P Style

EXAMPLE PART NO.

LCT | A | 8 | 17

STANDARD FINISH:

LAX

LCT = Laminated Counter Top

A = Style:

"A" Square edge front

"P" Rounded edge front

"E" Square edge front & back

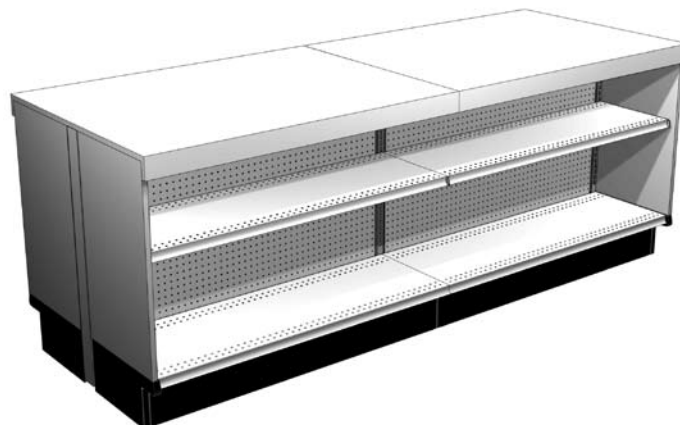
"F" Flat

8 = Length: Even foot increments 3' - 16'


17 = Counter Top Depth: See chart

- Optional Tier I & II laminates

E Style



F Style



TOP COUNTER STYLE	BASE DECK DEPTH	COUNTER TOP DEPTH
Styles: A & P	13"	17"
	16"	20"
	19"	23"
Style: E	13" - 13"	32"
	13" - 16"	35"
	16" - 16"	38"
Style: F	13" - 13"	30"
	13" - 16"	33"
	16" - 16"	36"

Service & Display Counter:

- Created by using:
Lozier island sections (pg 105)
Steel shelves (pg 207)
End panels (pg 510)
Counter tops (pg 225)