


# Wire Wing Panels & Components

## Wire Wing Panels

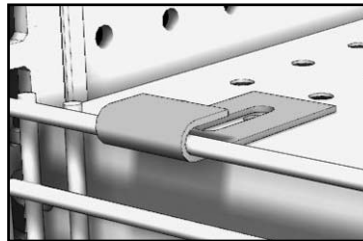
### Wire Wing Panels:

- 48"H x 14"W x 5"D
- Wires are spaced on 27/32" centers
- Two mounting methods available:
  - Welded Upright Mounting Brackets: Mounts on left or right side with no loose hardware
  - J-Mount Attachment Clips: Mounts direct to shelves
- Shelving behind Panel is recommended
- CANNOT be used with Contoured End Shelves (pg 305)
- When used with EMP's, WWP Bracket cannot be in the same Uprite slot as Shelf Bracket, J-Mount Clip must be used for stability & can only be used with a flat position Shelf
- For pricing see section 300, pg 38



## Mounting Options

### J-Clip



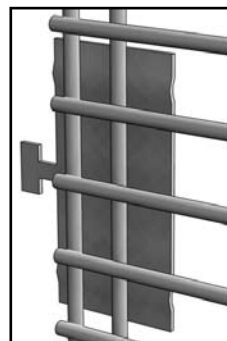
PART NO. W/J-CLIP

WWP4814

STANDARD FINISH:

PLT

- Optional QP3 (Powder Chrome)
- Optional Tier I & II colors




### Welded Upright Mount Bracket

STANDARD FINISH:

PLT

- Optional QP3 (Powder Chrome)
- Optional Tier I & II colors

## Wing Panel Hooks



### Wing Panel Hooks:

- Wire Wing Panel Hooks with narrow backplate
- Total width: 1/2"
- For pricing see section 300, pg 38

NOMINAL DEPTH	USABLE DEPTH	OVERALL DEPTH	PART NO.
4"	3 1/2"	4 1/4"	WWPH4

STANDARD FINISH:

ZNC

- Zinc plated