


Extended Pegboard Panel & Components

Extended Pegboard Panel Assembly



Extended Pegboard Panel Assembly:

- Includes: Panel, Crosstube, & Brackets
- Repositions without tools
- Projects small merchandise forward
- **For pricing see section 400, pg 2-3**

Assembly

EXAMPLE PART NO.

XPA	4	36	10
-----	---	----	----

- XPA = Extended Pegboard Panel Assembly
 4 = Panel width: 3' or 4'
 36 = Panel height: 12", 18", 24", 30", 36", 48"
 10 = Panel projection: 7", 10", 13", 16", 19"

STANDARD FINISH:

PLT	SAT	PLT
-----	-----	-----

- PLT • Panel
 • Optional Tier I & II colors
 SAT • Frame
 PLT • Crosstube
 • Optional Tier I & II colors

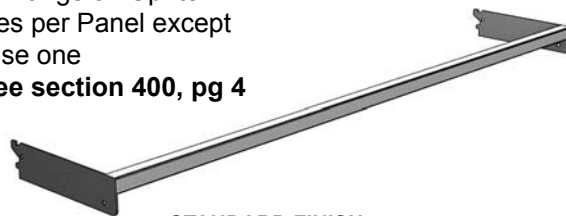
* Actual projection from face of Extended Peg Panel to Back Panel is 7/8" greater than nominal Crosstube depth.

Pegboard Hooks can not extend past the Base Deck.

Crosstube

Extended Pegboard Crosstube:

- 1" square tube hangs on Upright
- Two Crosstubes per Panel except 12"H Panels use one
- **For pricing see section 400, pg 4**



EXAMPLE PART NO.

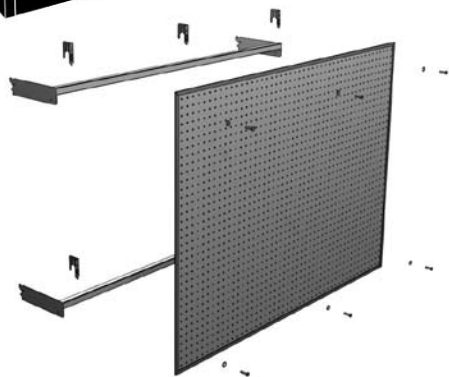
XT	4	06
----	---	----

- XT = Crosstube
 4 = Width: 3' or 4'
 06 = Projection: 6", 9", 12", 15", 18"

STANDARD FINISH:

PLT

- Optional Tier I & II colors




Bracket

Panel

Extended Pegboard Panel:

- Painted Pegboard Framed with Aluminum Molding
- **For pricing see section 400, pg 4**



EXAMPLE PART NO.

XP	4	12	P
----	---	----	---

- XP = Extended Panel
 4 = Width: 3' or 4'
 12 = Height: 12", 18" 24", 30", 36", 48"
 P = Pegboard

STANDARD FINISH:

PLT	SAT
-----	-----

- PLT • Panel
 • Optional Tier I & II colors
 SAT • Frame

Extended Pegboard Bracket:

- Mounts Extended Pegboard Panel on a Crosstube or Crossbar (pg 409)
- 3 Brackets are used per Crosstube or Crossbar
- **For pricing see section 400, pg 4**

PART NO.

PPBRKT

STANDARD FINISH:

GLV

- Galvanized