

Extra Top Cap:

- Trim top of Uprites
- Included with new Uprites
- **For pricing see section 700, pg 9**

PART NO.
WS1321

STANDARD FINISH:

GVN
• Galvaneal

Back-to-Back Connector:

- Recommended on back to back Widespan runs
- One at top & one at bottom
- Designed to space Uprites 2 1/4" apart to allow clearance for adjustment of back Beams
- Bottom connector can be omitted if Floor Anchors or Shims are used
- **For pricing see section 700, pg 9**

PART NO.
WS1231

STANDARD FINISH:

GLV
• Galvanized

Floor Protector/Shim:

- 1/16" thick steel pad protects floors under posts
- Two required per Uprite Frame
- Pads will stack to shim frames on uneven floors
- **For pricing see section 700, pg 9**

PART NO.
WS1251

STANDARD FINISH:

GLV
• Galvanized

Floor Anchor:

- Heavy gauge steel angle fastens Uprite Frame to floor
- Required when height-to-depth ratio exceeds 6 to 1
- Use as required to meet seismic anchoring specifications
- Includes Uprite mounting bolt, floor anchor not included
- **For pricing see section 700, pg 9**

PART NO.
WS1241

STANDARD FINISH:

GLV
• Galvanized

Beam Locking Clip:


- Snap into Uprite slots to prevent Beam movement
- Used at each end of Beam or two adjacent Beams in same slot
- **For pricing see section 700, pg 9**

PART NO.
WS1291

STANDARD FINISH:

STS
• Stainless Steel

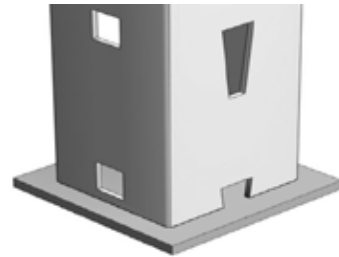
Extra Top Cap



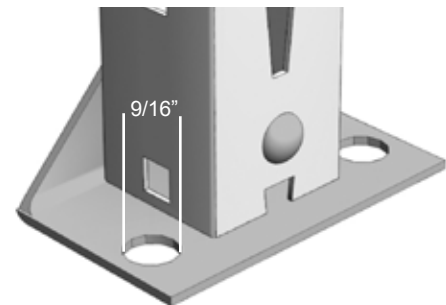
Back-to-Back Connector



Floor Protector/Shim



Floor Anchor



Beam Locking Clip

